



山美

E-SMS 欧星系列 多缸液压圆锥破碎机

E-SMS Series hydraulic cone crusher




上海山美环保装备股份有限公司
SHANGHAI SANME MINING MACHINERY CORP., LTD.
(中德合资控股)
(Sino-German JV Holding)

破碎筛分解决方案的理想选择

The ideal choice for crushing and screening solutions

E-SMS欧星系列液压圆锥破碎机通过提供高产能、高质量的最终产品和高能效的卓越性能，为客户创造更大价值。

E-SMS Series hydraulic cone crushers create greater value for customers by providing high capacity, high quality end products and superior performance with high energy efficiency.



E-SMS欧星系列液压圆锥破碎机采用固定式主轴设计，将主轴转速、冲程以及破碎腔型设计完美结合，从而提高了生产能力和产品质量，提高了破碎的细碎能力，扩大了应用范围。

E-SMS欧星系列液压圆锥破碎机适合破碎坚硬、中等硬度以上的各种矿石和岩石，在中碎、细碎作业中具有无与伦比的破碎性能，能有效降低成本且节约能源，而且易于自动控制，具有更好可靠性和灵活性，可以真正地为客户创造更多价值。

E-SMS series hydraulic cone crusher adopts the design of fixed main shaft, which perfectly combines main shaft speed, stroke and crushing cavity design, thus improving the capacity and product quality with increasing fine crushing capacity and expanding the application range.

E-SMS series hydraulic cone crushers are suitable for crushing hard, above medium hardness ores and rocks. It has unparalleled crushing performance in medium and fine crushing operations, effectively reducing costs and saving energy, and is easy to control automatically, with better reliability and flexibility, which can truly create more value for customers with effective cost and energy saving, easy automatic control, better reliability and flexibility.

产品优势

Product Advantages

更高的生产能力

E-SMS欧星系列液压圆锥破碎机的优势在于将更高的转速与冲程结合，从而使碎机的额定功率和通过能力大大提高，与相同规格的设备相比，生产能力更大。

E-SMS欧星系列液压圆锥破碎机的破碎技术能够用较少或者较小的设备，在最小的空间中得到最大产量。

Higher Capacity

The advantage of E-SMS series hydraulic cone crusher is the combination of higher speeds and strokes, resulting in a much higher rated power and throughput of the crusher and greater capacity compared to the same size crusher.

E-SMS series hydraulic cone crusher's crushing technology enables maximum throughput in the smallest space with less or smaller equipment.

更高的质量

E-SMS欧星系列液压圆锥破碎机在破碎过程中能够形成层压破碎，使粒级更为均匀，用于生产石料，产品形状更整齐(立方性)，从而提高产品的价值；用于选矿厂中细碎，产品粒度更细，粉面含量高，达到“多碎少磨”效果。

E-SMS欧星系列液压圆锥破碎机通过转动定锥调整方式，保持排料口的恒定，提高整个生产过程的稳定性。此外，过铁保护装置能确保破碎机在通过铁块以后能够立即复位，保持排料口的稳定。

E-SMS欧星系列液压圆锥破碎机能以较少的破碎段数，生产更细的产品，降低成本并节约能源。

Higher Quality

E-SMS series hydraulic cone crusher can form laminated crushing during the crushing process, making the grain size more uniform, and the product shape is more neat (cubic) for the production of stone, thus increasing the value of the product, the product size is finer and the powder content is higher for the medium and fine crushing in concentrator.

E-SMS series hydraulic cone crusher is adjusted by rotating the concave to keep the discharge opening constant and improve the stability of the whole production process. In addition, the over-iron protection device ensures that the crusher can be reset immediately after passing the iron to keep the discharge opening stable.

E-SMS series hydraulic cone crushers can produce finer products with fewer crushing stages, thus reducing costs and saving energy.



E-SMS5000液压圆锥破碎机
E-SMS5000 hydraulic cone crusher



山美外籍售后服务工程师在国外骨料项目现场指导E-SMS4000液压圆锥破碎机设备安装

SANME's foreign after-sales service engineers guide the installation of E-SMS4000 hydraulic cone crusher at overseas projects.

主要特点和优点




Features and Benefits

固定主轴

优点是让各个零件的受力更为合理, 动力转化更为有效, 能够使用更大的偏心距和更高的转速, 从而获得更高的产量。


Fixed main shaft

The advantage is that the force on each part is more reasonable, the power conversion is more effective, it can use larger eccentricity and higher speed and have higher output.




主要部件

Main Components




粒度分布曲线 Gradation Curves

中碎作业排料粒度分布曲线
Gradation Curves for medium crushing



细碎作业排料粒度分布曲线



技术参数 Technical Date

型号 Model	生产能力 (吨/小时)-- 开路循环, 紧边排料口(毫米) Capacity (t/h) - Open Circuit, Closed Side Setting (mm)								
	10	12	15	20	25	32	40	45	52
E-SMS2000	90-120	105-135	130-170	155-195	170-220	190-235	220-260		
E-SMS3000	115-140	130-160	170-200	200-240	230-280	250-320	300-380	350-440	
E-SMS4000	140-170	160-220	220-280	250-320	280-370	330-440	400-500	470-580	560-690
E-SMS5000	170-220	220-280	280-340	320-400	380-480	450-580	540-680	630-800	720-900
E-SMS6000	200-280	280-380	380-500	440-580	520-700	620-800	720-900	820-1000	920-1200
E-SMS8500	465-560	490-590	510-615	580-690	735-980	920-1180	1150-1290	1290-1610	1450-1935

型号 Model	电机功率 Motor Power (kW)	腔型 Cavity Type	紧边给料口(毫米) Closed Side Feed Opening (mm)	开路给料口(毫米) Open Side Feed Opening (mm)	最小排料口(毫米) Minimum Discharge Opening (mm)
M			125	150	17
DC			76	114	10
DF			25	66	6
C			211	240	20

DM	97	116	10
EC	353	376	32
FC	307	330	23
GC	155	210	17

项目展示

Projects

项目展示

Projects




项目展示 Projects



项目展示 Projects





上海山美环保装备股份有限公司

SHANGHAI SANME MINING MACHINERY CORP., LTD.

(中德合资控股)

(Shanghai Sanme Mining Machinery Corp., Ltd.)

地址：上海市奉贤区青村镇奉村路 258 号

邮编：201414

电话：021-5759 1166 5759 1188

传真：021-5756 6188 5820 0089

网址：www.shsmzj.com

电子邮箱：info@sanmecorp.com

Add: No.258, Fengcun Road, Qingcun County, Fengxian District, Shanghai 201414, China

Tel: +86-21-5712 1166 5759 1188

Fax: +86-21-5756 6188 5820 0089

Website: www.sanmecrusher.com

E-mail: sales@sanmecorp.com

免费热线：400-921-5566

售后专线：021-5712 7766

Free Hotline: 400-921-5566

Service Center: +86-21-5712 7766



山美股份官方微信